


# U-MULTIRANK 2020

Norwegian Universities in Global Comparison



## U-MULTIRANK 2020

U-Multirank is a unique, multi-dimensional and international ranking of higher education institutions. It compares university performance across teaching and learning, research, knowledge transfer, international orientation and regional engagement. It is the largest and most inclusive ranking showcasing the diversity in higher education around the world. It is not a league table and does not use composite indicators, nor reputation weights. Therefore, there is no one best university in U-Multirank. The performance of a university is presented with individual scores – graded from 'A' (very good) to 'E' (weak) across the different areas.

U-Multirank's 2020 edition presents data on 11 Norwegian higher education institutions. For the full list of all universities from Norway included in U-Multirank, please visit our [website](#).

# CONTENTS

3	AT A GLANCE: HOW DO NORWEGIAN UNIVERSITIES FARE IN U-MULTIRANK?
4	WHICH ARE THE TOP PERFORMING UNIVERSITIES IN NORWAY?
5	WHAT ARE THE PERFORMANCE PROFILES OF NORWAY'S TOP SCORING UNIVERSITIES?
6	HOW DO NORWEGIAN UNIVERSITIES PERFORM GLOBALLY?
7	APPENDIX: HOW CAN DETAILED RESULTS BE PRESENTED?
8	WHAT IS U-MULTIRANK?

## AT A GLANCE: HOW DO NORWEGIAN UNIVERSITIES FARE IN U-MULTIRANK?

- The 2020 edition of U-Multirank covers 11 Norwegian higher education institutions, which represent most public universities in Norway.
- In a global perspective, Norwegian universities perform particularly strong in International Orientation, but also show a strong commitment to Regional Engagement.
- There are four (4) Norwegian universities that share the same number (10) of top positions ('A' scores): University of Bergen, University of Oslo, Norwegian University of Life Sciences, and Norwegian School of Sport Sciences. They reach most of their top group positions in the dimensions of Research and International Orientation.



## WHICH ARE THE TOP PERFORMING UNIVERSITIES IN NORWAY?

University of Bergen received the highest number of 'A' (very good) scores on the institutional level for Norway in 2020.

In this section we highlight the universities receiving the highest number of 'A' (very good) scores on the institutional level for the respective country.

Although the number of 'A' scores shows top performance for the respective university, it does not imply one university is the 'best' in the country, as each university profile highlights different strengths.

Norwegian universities with the highest number of overall top scores in 2020	Total 'A' scores 2020	Total 'A' scores 2019
<a href="#"><u>University of Bergen</u></a>	10 ↑	8
<a href="#"><u>University of Oslo</u></a>	10 ↑	9
<a href="#"><u>Norwegian University of Life Sciences</u></a>	10 ↑	9
<a href="#"><u>Norwegian School of Sport Sciences</u></a>	10 ↑	9
<a href="#"><u>Norwegian University of Science and Technology</u></a>	7 ↓	9
<a href="#"><u>University of Stavanger</u></a>	7 ↑	6

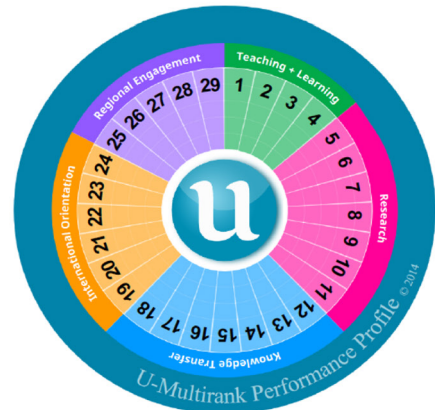
The list includes different profiles of institutions: comprehensive universities, as well as business schools and technical universities.

# WHAT ARE THE PERFORMANCE PROFILES OF NORWAY'S TOP SCORING UNIVERSITIES?

Using our unique sunburst chart, a clear picture is shown of the university's overall performance (the longer the bar, the higher the score).



## U-MULTIRANK PRESENTS SUNBURSTS



### PERFORMANCE INDICATORS

<b>TEACHING &amp; LEARNING</b>	1 Bachelor graduation rate
	2 Masters graduation rate
	3 Graduating on time (Bachelors)
	4 Graduating on time (Masters)
<b>RESEARCH</b>	5 External research income
	6 Research publications (size-normalized)
	7 Art related output
	8 Citation rate
	9 Topical publications
	10 Interdisciplinary publications
	11 Post-doc positions
<b>KNOWLEDGE TRANSFER</b>	12 Income from private sources
	13 Co-publications with industrial partners
	14 Patents awarded (size-normalized)
	15 Industry co-patents
	16 Spin-offs
	17 Publications cited in patents
	18 Income from continuous professional development
	19 Foreign language bachelor programmes
<b>INTERNATIONAL ORIENTATION</b>	20 Foreign language master programmes
	21 Student mobility
	22 International academic staff
	23 International doctorate degrees
<b>REGIONAL ENGAGEMENT</b>	24 International joint publications
	25 Bachelor graduates working in the region
	26 Student internships in the region
	27 Regional joint publications
	28 Income from regional sources
	29 Master graduates working in the region



[www.umultirank.org](http://www.umultirank.org)

\*For a list of definitions and calculations of indicators, see our [Indicator Book](#).

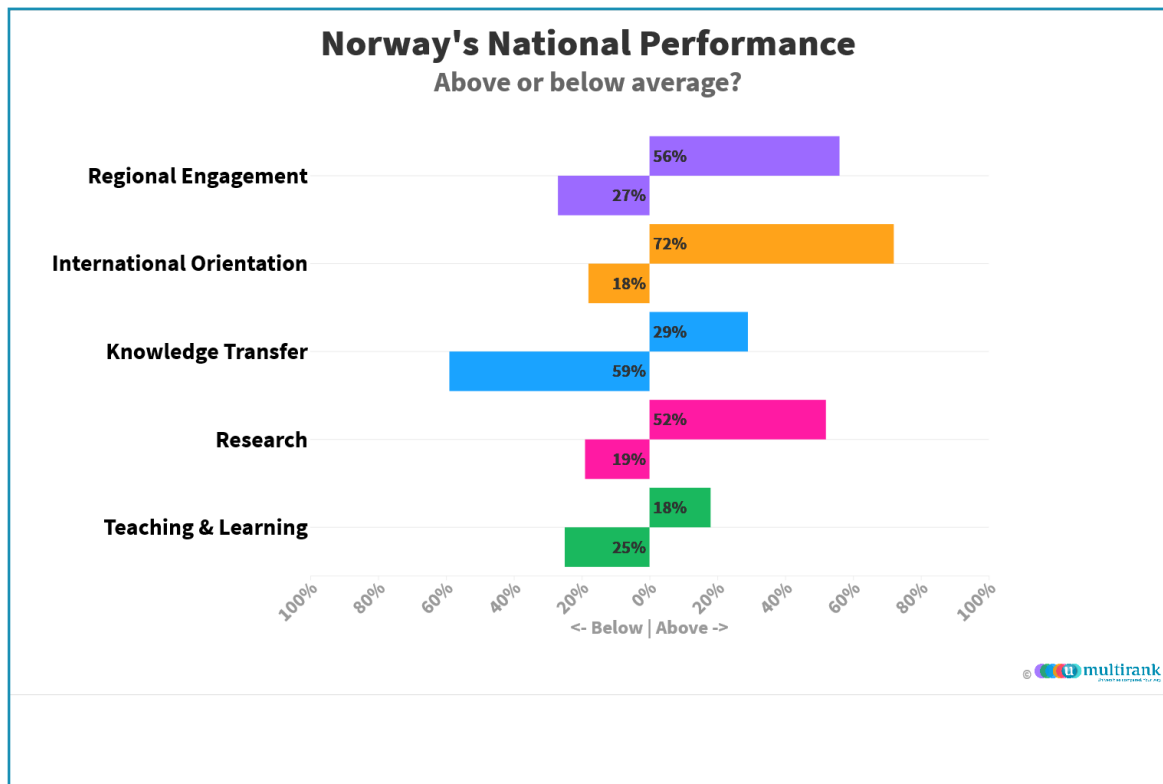
# HOW DO NORWEGIAN UNIVERSITIES PERFORM GLOBALLY?

Norwegian higher education institutions perform strongest in U-Multirank's International Orientation and Regional Engagement dimensions.

## Above or below average?

In this section we highlight the overall performance of Norwegian universities on the institutional level per U-Multirank dimension.

The below table shows the national breakdown of Norwegian universities and how they stand across the spectrum of above average (receiving a score of 'A' (very good) or 'B' (good)), or below average (receiving a score of 'D' (below average) or 'E' (weak)). In doing so, U-Multirank offers a clear picture on the countries strengths, and areas for improvement.



# APPENDIX

## DETAILED RESULTS

If you want to analyse further the performance of the universities in your country you can click the following links.

The below links lead directly to the national results pages where we pre-filtered the universities in your country into one list (for the university as a whole and for the subject areas included in U-Multirank so far). You can use the table to produce national rankings (see image below), or for personalised interactive analyses with the data.

If you're interested in tailor-made tables (institutional level, subject level, or with a specific focus in mind, such as internationalisation), please contact us, at [info@umultirank.org](mailto:info@umultirank.org). These links are also accessible via your country's 'Study in' page.

University Your selection: 11 universities										
Level of study: bachelor, master Regions: Norway										
22.5.2020 dev.umultirank.org										
Teaching & Learning		Research			Knowledge Transfer		International Orientation		Regional Engagement	
Bachelor graduation rate	Graduating on time (masters)	Citation rate	Research publications (size-normalised)	Co-publications with industrial partners	Patents awarded (size-normalised)	Student mobility	International joint publications	Bachelor graduates working in the region	Regional joint publications	
Norwegian School of Sport Sciences NO	C	B	A	A	D	E	A	A	-	A
University of Bergen NO	D	D	B	A	A	D	A	A	B	C
Norwegian University of Life Sciences NO	C	D	B	A	A	E	B	A	-	A
University of Oslo NO	D	D	B	A	A	D	B	A	-	B
Norwegian University of Science and Technology NO	C	C	B	A	A	D	A	B	C	D
Arctic University of Norway NO	C	D	C	A	B	D	B	A	B	D
Oslo Metropolitan University NO	C	D	C	D	D	E	B	C	A	A
University of Stavanger NO	C	D	C	C	A	D	B	B	B	C
University of Agder NO	C	C	B	D	C	E	B	A	B	D
Ostfold University College NO	-	-	C	D	D	E	-	B	-	D
MF Norwegian School of Theology NO	C	C	X	D	X	E	C	X	-	X

### U-Multirank's National University Rankings 2020-2021 – Norway

- [Institutional Rankings](#)

- [Linguistics Rankings \(new\)](#)
- [Political Science Rankings \(updated\)](#)
- [Social Geography Rankings \(new\)](#)
- [Sociology Rankings \(updated\)](#)

### U-Multirank's Subject Rankings 2020-2021 – Norway

- [Business Studies Rankings \(updated\)](#)
- [Earth Sciences/ Geology Rankings \(new\)](#)
- [Economics Rankings \(updated\)](#)
- [Education Rankings \(updated\)](#)
- [History Rankings \(updated\)](#)
- [International Law Rankings \(new\)](#)

### Press materials:

- [Advanced press release \(includes graphics and tables for download in Appendix\)](#)
- [FAQ](#)
- [Overview Infographic 2020](#)



## WHAT IS U-MULTIRANK?

U-Multirank is a multidimensional, user-driven approach to international ranking of higher education institutions. It compares the performances of higher education institutions – in short: universities – in the five dimensions of university activity:

(1) teaching and learning, (2) research, (3) knowledge transfer, (4) international orientation and (5) regional engagement.

The U-Multirank web tool enables comparisons at the level of the university as a whole and at the level of specific study programmes. Based on empirical data, U-Multirank compares institutions with similar institutional profiles ('like-with-like') and allows users to develop their own personalised rankings by selecting indicators in terms of their own preferences.

Based on the results of a feasibility study covering 150 universities which was carried out in 2010/11, the European Commission decided to fund the implementation of U-Multirank. This roll out is carried out by a consortium led by Professor Frans van Vught of the Center for Higher Education Policy Studies (CHEPS), University of Twente in the Netherlands and Professor Frank Ziegele of the Centre for Higher Education (CHE) in Germany as well as the Centre for Science and Technology Studies (CWTS) from Leiden University, Fundacion CYD and Folge 3. U-Multirank is funded by the European Commission, the Bertelsmann Foundation and Banco Santander. The consortium also works closely with a range of national ranking partners and stakeholder organisations.

The work of the U-Multirank consortium is overseen by an Advisory Board.







Funded by:

| BertelsmannStiftung



## CONTACT US

info@umultirank.org  
P.O. Box 105  
33311, Guetersloh, Germany  
Tel.: +49 (0) 5241 9761 58  
Fax: +49 (0) 5241 9761 40



[WWW.UMULTIRANK.ORG](http://WWW.UMULTIRANK.ORG)