

U-MULTIRANK 2022

Swedish Universities in Global Comparison



U-MULTIRANK 2022

U-Multirank is a unique, multi-dimensional and international ranking of higher education institutions. It compares university performance across teaching and learning, research, knowledge transfer, international orientation and regional engagement. It is the largest and most inclusive ranking showcasing the diversity in higher education around the world. It is not a league table and does not use composite indicators, nor reputation weights. Therefore, there is no one best university in U-Multirank. The performance of a university is presented with individual scores – graded from 'A' (very good) to 'E' (weak) across the different areas.

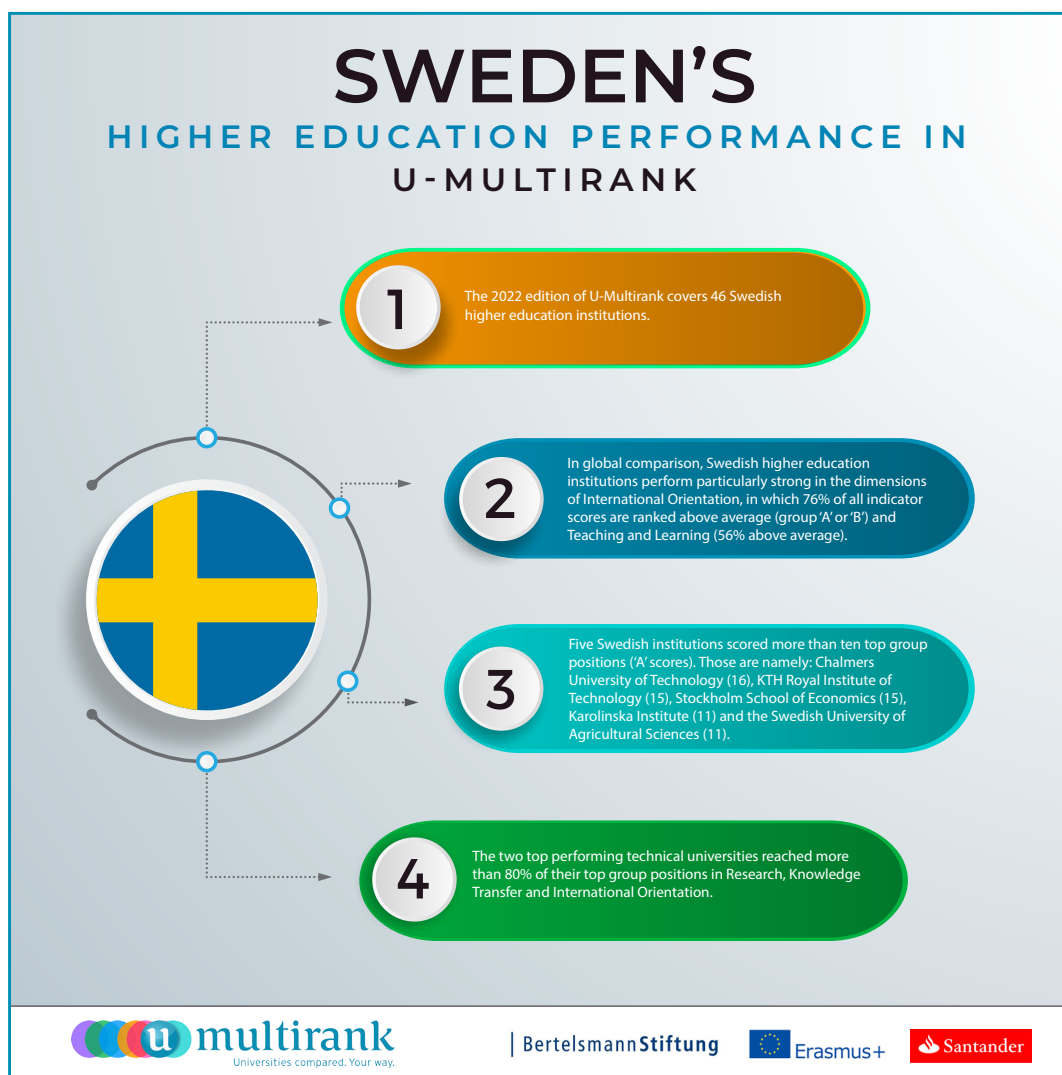
U-Multirank's 2022 edition presents data on 46 Swedish higher education institutions. For the full list of all universities from Sweden included in U-Multirank, please visit our [website](#).

CONTENTS

3	AT A GLANCE: HOW DO SWEDISH UNIVERSITIES FARE IN U-MULTIRANK?
4	WHICH ARE THE TOP PERFORMING UNIVERSITIES IN SWEDEN?
5	WHAT ARE THE PERFORMANCE PROFILES OF SWEDEN'S TOP SCORING UNIVERSITIES?
6	HOW DO SWEDISH UNIVERSITIES PERFORM GLOBALLY?
7	APPENDIX: HOW CAN DETAILED RESULTS BE PRESENTED?
8	WHAT IS U-MULTIRANK?

AT A GLANCE: HOW DO SWEDISH UNIVERSITIES FARE IN U-MULTIRANK?

- The 2022 edition of U-Multirank covers 46 Swedish higher education institutions.
- In global comparison, Swedish higher education institutions perform particularly strong in the dimensions of International Orientation, in which 76% of all indicator scores are ranked above average (group 'A' or 'B') and Teaching and Learning (56% above average).
- Five Swedish institutions scored more than ten top group positions ('A' scores). Those are namely: Chalmers University of Technology (16), KTH Royal Institute of Technology (15), Stockholm School of Economics (15), Karolinska Institute (11) and the Swedish University of Agricultural Sciences (11).
- The two top performing technical universities reached more than 80% of their top group positions in Research, Knowledge Transfer and International Orientation.



WHICH ARE THE TOP PERFORMING UNIVERSITIES IN SWEDEN?

Chalmers University of Technology received the highest number of 'A' (very good) scores on the institutional level for Sweden in 2022.

In this section we highlight the universities receiving the highest number of 'A' (very good) scores on the institutional level for the respective country.

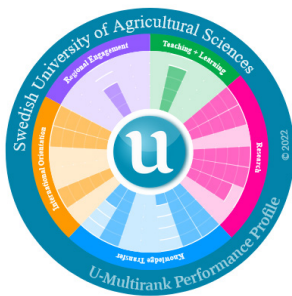
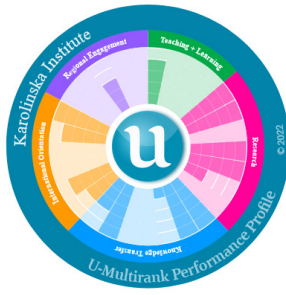
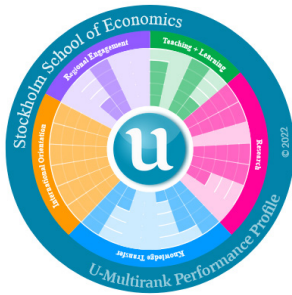
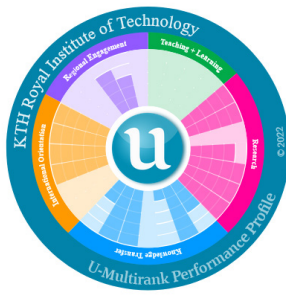
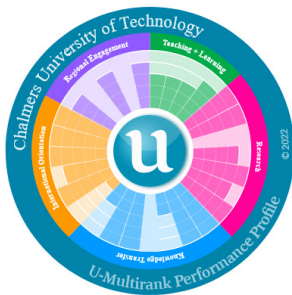
Although the number of 'A' scores shows top performance for the respective university, it does not imply one university is the 'best' in the country, as each university profile highlights different strengths.

Swedish universities with the highest number of overall top scores	Total 'A' scores 2022
<u>Chalmers University of Technology</u>	16
<u>KTH Royal Institute of Technology</u>	15
<u>Stockholm School of Economics</u>	15
<u>Karolinska Institute</u>	11
<u>Swedish University of Agricultural Sciences</u>	11

The list includes different profiles of institutions: comprehensive universities, as well as business schools and technical universities.

WHAT ARE THE PERFORMANCE PROFILES OF SWEDEN'S TOP SCORING UNIVERSITIES?

Using our unique sunburst chart, a clear picture is shown of the university's overall performance (the longer the bar, the higher the score).



U-MULTIRANK PRESENTS SUNBURSTS

© 2014 U-Multirank

PERFORMANCE INDICATORS

TEACHING & LEARNING	1 Bachelor graduation rate
	2 Masters graduation rate
	3 Graduating on time (Bachelors)
	4 Graduating on time (Masters)
RESEARCH	5 External research income
	6 Research publications (size-normalized)
	7 Art related output
	8 Citation rate
	9 Topcited publications
	10 Interdisciplinary publications
	11 Post-doc positions
KNOWLEDGE TRANSFER	12 Income from private sources
	13 Co-publications with industrial partners
	14 Patents awarded (size-normalized)
	15 Industry co-patents
	16 Spin-offs
	17 Publications cited in patents
	18 Income from continuous professional development
	19 Foreign language bachelor programmes
INTERNATIONAL ORIENTATION	20 Foreign language master programmes
	21 Student mobility
	22 International academic staff
	23 International doctorate degrees
	24 International joint publications
REGIONAL ENGAGEMENT	25 Bachelor graduates working in the region
	26 Student internships in the region
	27 Regional joint publications
	28 Income from regional sources
	29 Master graduates working in the region

www.umultirank.org

*For a list of definitions and calculations of indicators, see our [Indicator Book](#).

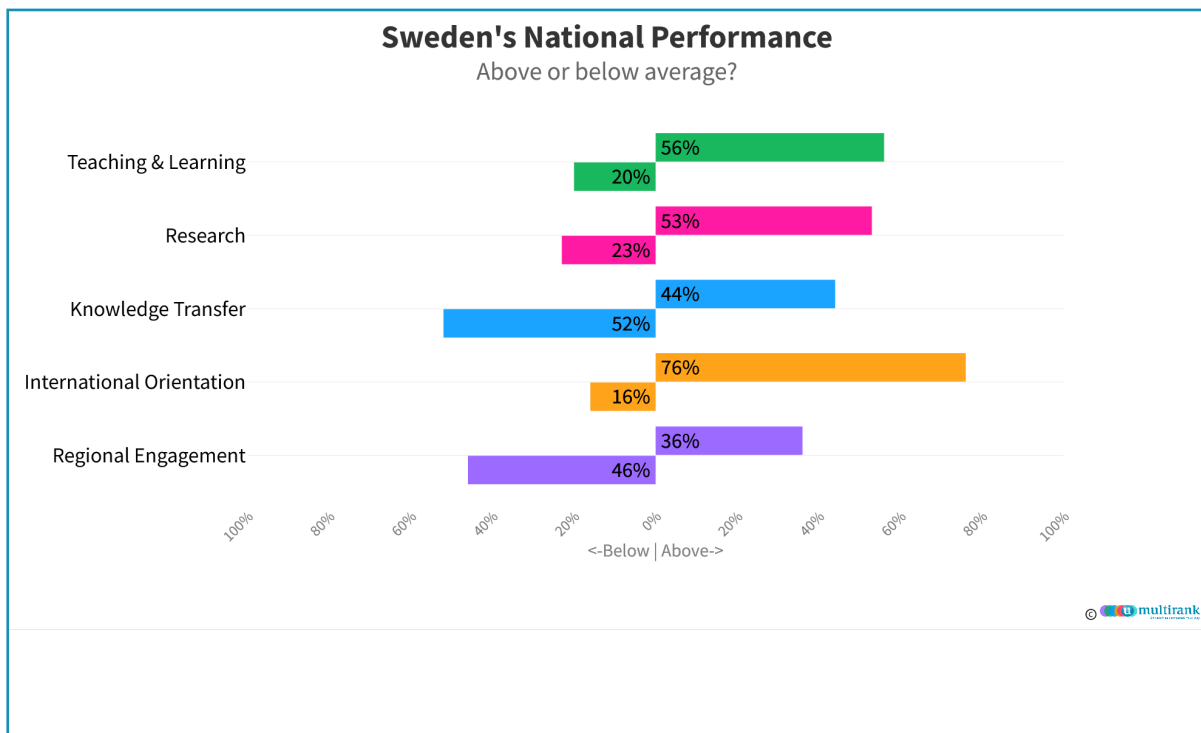
HOW DO SWEDISH UNIVERSITIES PERFORM GLOBALLY?

Swedish higher education institutions perform strongest in U-Multirank's International Orientation dimension.

Above or below average?

In this section we highlight the overall performance of Swedish universities on the institutional level per U-Multirank dimension.

The below table shows the national breakdown of Swedish universities and how they stand across the spectrum of above average (receiving a score of 'A' (very good) or 'B' (good)), or below average (receiving a score of 'D' (below average) or 'E' (weak)). In doing so, U-Multirank offers a clear picture on the countries strengths, and areas for improvement.



APPENDIX

DETAILED RESULTS

If you want to analyse further the performance of the universities in your country you can click the following links.

The below links lead directly to the national results pages where we pre-filtered the universities in your country into one list (for the university as a whole and for the subject areas included in U-Multirank so far). You can use the table to produce national rankings (see image below), or for personalised interactive analyses with the data.

If you're interested in tailor-made tables (institutional level, subject level, or with a specific focus in mind, such as internationalisation), please contact us, at info@umultirank.org. These links are also accessible via your country's 'Study in' page.

		Personalise this ranking		Bachelor graduation rate		Graduating on time (masters)		Citation rate		Research publications (size-normalised)		Co-publications with industrial partners		Patents awarded (size-normalised)		Student mobility		International joint publications		Bachelor graduates working in the region		Regional joint publications	
		Show symbols																					
		Show the whole table																					
A-Z		Top scores																					
Ericastiftelsen	SE	-	X	X	D	X	E	-	X	X	X	-	X	X	X	-	X	X	X	X	X	X	
Johannelunds teologiska högskola	SE	D	-	X	E	X	-	-	X	X	X	-	X	X	X	-	X	X	X	X	X	X	
University College of Arts, Crafts and Design	SE	C	-	X	D	X	E	-	X	X	X	-	X	X	X	-	X	X	X	X	X	X	
Beckmans Designhögskola	SE	A	X	X	D	X	E	-	X	X	X	-	X	X	X	-	X	X	X	X	X	X	
Blekinge Institute of Technology	SE	B	-	B	C	A	E	-	B	X	D	-	B	X	D	-	B	X	D	X	D	D	
Högskolan i Borås	SE	B	-	B	D	C	E	-	B	X	D	-	B	X	D	-	B	X	D	X	D	D	
Chalmers University of Technology	SE	C	B	B	A	A	D	B	A	B	B	B	A	B	B	B	A	B	B	B	B	B	
Dalarna University	SE	B	-	B	D	A	E	-	B	X	D	-	B	X	D	-	B	X	D	X	D	D	
Enskilda Högskolan Stockholm	SE	-	-	X	D	X	E	-	X	X	X	-	X	X	X	-	X	X	X	X	X	X	
Ersta Sköndal högskola	SE	B	-	C	B	D	E	-	D	X	A	-	D	X	A	-	D	X	A	X	A	A	
Försvårshögskolan	SE	-	-	C	C	D	E	-	D	X	B	-	D	X	B	-	D	X	B	X	B	B	
Göteborgs universitet	SE	A	-	B	A	A	E	-	A	X	D	-	A	X	D	-	A	X	D	X	D	D	
Gymnastik- och idrottshögskolan	SE	B	-	C	B	D	E	-	C	X	A	-	C	X	A	-	C	X	A	X	A	A	

U-Multirank's National University Rankings 2022-2023 – Sweden

[Institutional Rankings](#)

Press materials:

[Advanced press release](#)

[FAQ](#)



WHAT IS U-MULTIRANK?

U-Multirank is a multidimensional, user-driven approach to international ranking of higher education institutions. It compares the performances of higher education institutions – in short: universities – in the five dimensions of university activity:

(1) teaching and learning, (2) research, (3) knowledge transfer, (4) international orientation and (5) regional engagement.

The U-Multirank web tool enables comparisons at the level of the university as a whole and at the level of specific study programmes. Based on empirical data, U-Multirank compares institutions with similar institutional profiles ('like-with-like') and allows users to develop their own personalised rankings by selecting indicators in terms of their own preferences.

Based on the results of a feasibility study covering 150 universities which was carried out in 2010/11, the European Commission decided to fund the implementation of U-Multirank. This roll out is carried out by a consortium led by Professor Frans van Vught of the Center for Higher Education Policy Studies (CHEPS), University of Twente in the Netherlands and Professor Frank Ziegele of the Centre for Higher Education (CHE) in Germany as well as the Centre for Science and Technology Studies (CWTS) from Leiden University and Fundacion CYD. U-Multirank is funded by the European Commission, the Bertelsmann Foundation and Banco Santander. The consortium also works closely with a range of national ranking partners and stakeholder organisations.

The work of the U-Multirank consortium is overseen by an Advisory Board.



Funded by:

| BertelsmannStiftung



CONTACT US

info@umultirank.org
P.O. Box 105
33311, Guetersloh, Germany
Tel.: +49 (0) 5241 9761 58
Fax: +49 (0) 5241 9761 40



WWW.UMULTIRANK.ORG